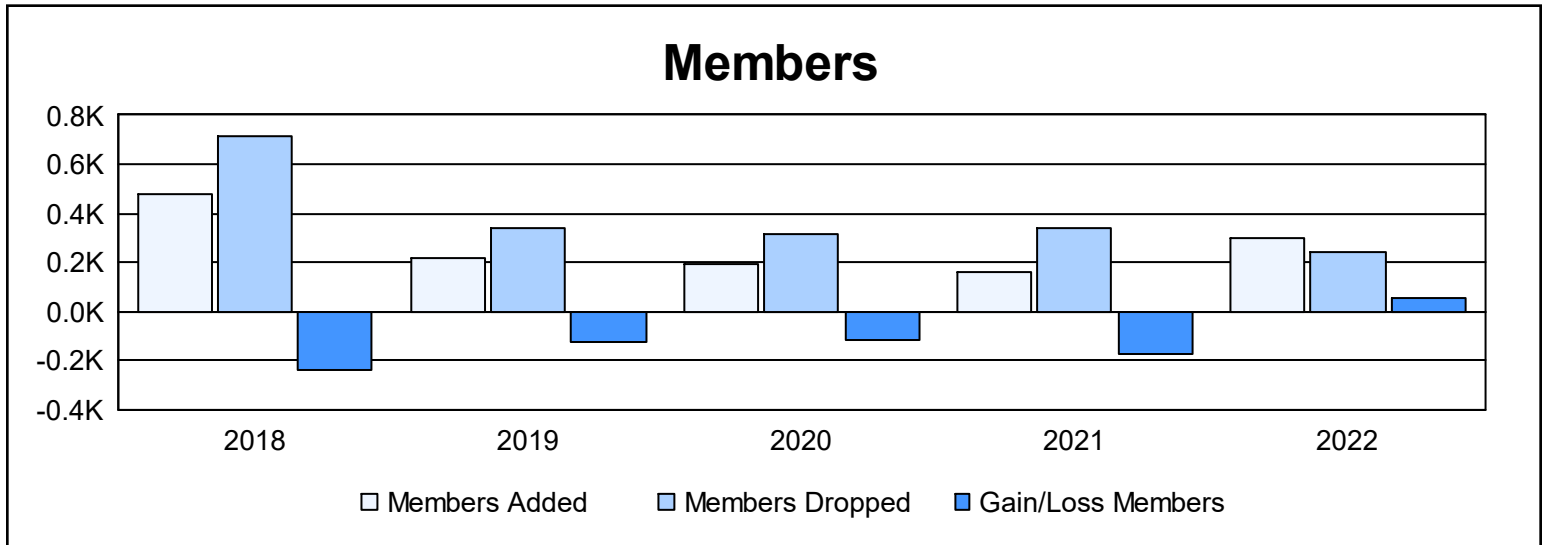
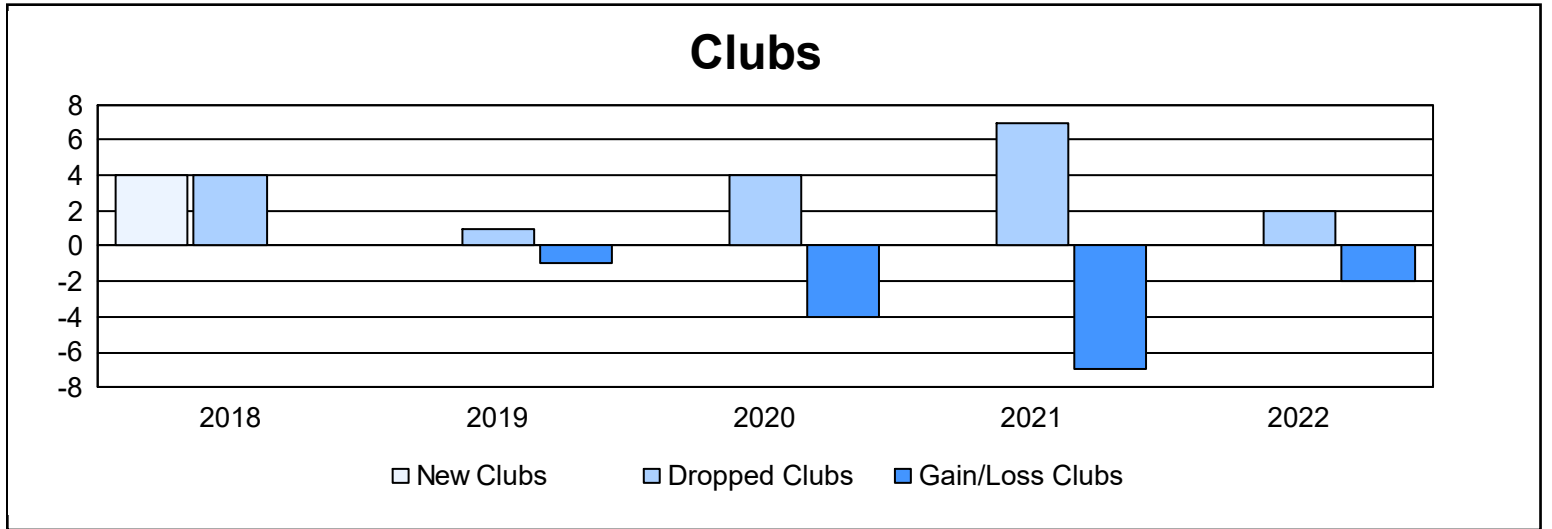
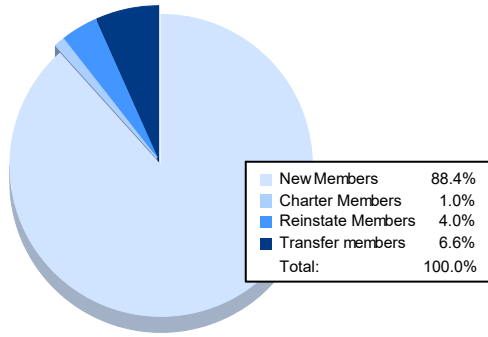


Year	New Clubs	Dropped Clubs	Gain/ Loss Clubs	New Members	Charter Members	Reinstate Members	Transfer Members	Total Member Added	Total Members Dropped	Gain/ Loss Members
2017-2018	4	4	0	306	128	25	17	476	711	-235
2018-2019	0	1	-1	188	8	11	8	215	336	-121
2019-2020	0	4	-4	164	2	8	22	196	313	-117
2020-2021	0	7	-7	131	2	11	20	164	338	-174
2021-2022	0	2	-2	267	3	12	20	302	244	58
<b>Average</b>	<b>1</b>	<b>4</b>	<b>-3</b>	<b>211</b>	<b>29</b>	<b>13</b>	<b>17</b>	<b>271</b>	<b>388</b>	<b>-118</b>



### Membership Composition June 2022 Cumulative



### Gender Composition June 2022 Cumulative

